

# Welcome to



Smart Meter Systems are now available, providing invaluable online access to real time readings and data.

Monitoring water usage and taking action before excessive usage reaches billing is now a reality.




Installing smart meters or upgrading your meter registers with the Metron innov8 VN system allows easy access to meter data through the WATER SCOPE website.

Visit this website:

<http://www.waterscope.us>

The Login page will appear.



The screenshot displays the login interface for the WATER SCOPE Web Portal. At the top, the 'WATER SCOPE' logo is shown in a blue gradient box. Below it, the text 'Sign in to Web Portal' is centered. The login form consists of two white input fields: 'Username' and 'Password'. Below these fields are two links: 'Register' and 'Forgot Password?'. A prominent blue 'Sign In' button is positioned below the links. At the bottom of the page, the 'T2 TRANSPARENT TECHNOLOGIES' logo is displayed, with the tagline 'Advanced Metering Analytics' underneath.

Enter the Username and Password provided by Water Management to access data for your meters.

On the left tool bar click on "Account Lookup".

Water Management

Consumer Account Information

Select: All Installed Meters Status: All Condition: All Search

Search Reset Report

Id	Consumer Name	Address	VN ID	Size (")	LCD Read	24Hr	Read Date	Conditions	
1.5" Spectrum 88	The Meridian	2201 Wisconsin Ave ...	1000222	1.5	2221258	2113.18	11-30-2016		
5/8"x3/4" S30	WCSC	3303D Stanton Rd SE	1000554	R	46543.6	29.1	11-30-2016		
5/8"x3/4" S30	WCSC	3303B Stanton Rd SE	1000555	R	160447.3	268.48	11-30-2016		
5/8"x3/4" S30	WCSC Breakroom (+...	1571 Alabama Ave SE	1000556	R	22445.5	144.32	11-30-2016		
5/8"x3/4" S30	Unoccupied (Dental ...	1553 Alabama Ave SE	1000557	R	2071.9	0	11-30-2016		
5/8"x3/4" S30	Pizza Boli	1567 Alabama Ave SE	1000559	R	254114.8	362.81	11-30-2016		
5/8"x3/4" S30	Unoccupied (Shoe S...	1565 Alabama Ave SE	1000560	R	2508.7	0	11-30-2016		
1.5" S88	DC Library	1549 Alabama Ave SE	1000561	1.5	27965	216.94	11-30-2016	—	
5/8"x3/4" S30	DH Kim	3303C Stanton Rd SE	1000562	R	53896.4	82.1	11-30-2016	—	
5/8"x3/4" S30	Wells Fargo	1545 Alabama Ave SE	1000563	R	231490.8	43.42	11-30-2016		
5/8"x3/4" S30	Boost Mobile	1561 Alabama Ave SE	1000564	R	20976.6	4.79	11-30-2016		
5/8"x3/4" S30	Perfect Nails	1559 Alabama Ave SE	1000565	R	325344.4	405.12	11-30-2016		
1" Badger	DaVita Renal Care	6274 Central Ave, 20...	1000566	1	7233948.6	5065.8	11-30-2016		

Use the “Select” dropdown tool bar to select the desired meter.

Consumer Account Information

Select: All Installed Meters Status: All Condition: All Search

Buttons: Search, Reset, Report

Id	Consumer Name	Address	VN ID	Size (\"	LCD Read	24Hr	Read Date	Conditions	
MF Spectrum 88 1	Forest Park	9302 Piney Branch R...	1002629	1.5	34819428	3412.63	11-22-2016	%	
MF Spectrum 88 1	Forest Park	9304 Piney Branch R...	1002630	1.5	49345286	4767.51	11-30-2016	%	
MF Spectrum 88 1	Heights Shopping C...	333 Hawaii Ave NE	1002631	1.5	8200355	6675.32	11-30-2016	%	
MF Spectrum 88 1	Forest Park	9312 Piney Branch R...	1002632	1.5	45513363	4414.87	11-30-2016	%	
MF Spectrum 88 1	Forest Park	9314 Piney Branch R...	1002634	1.5	31246991	3685.66	11-30-2016	%	
Hersey 452 1"	University Towers F...	6515 Belcrest Road, ...	1002636	1	214162.1	0	11-30-2016	%	
2" Neptune T-10	Pentacle Apartments	1523 Benning Rd NE	1003500	2	8904206	3301.88	11-30-2016	%	
2" Neptune T-10	Pentacle Apartments	1515 Benning Rd NE	1003501	2	8528783	2751.17	11-30-2016	%	
2" Spectrum 130	Pentacle Apartments	1521 Benning Rd NE	1003502	2	8195478	3550.13	11-30-2016	%	
2" Spectrum 130	Pentacle Apartments	1507 Benning Rd NE	1003503	2	12451225	4484.74	11-30-2016	%	
2" Spectrum 130	Pentacle Apartments	1511 Benning Rd NE	1003504	2	11089767	3679.79	11-30-2016	%	
3" Spectrum 175	Wingate Apartments	52 Galveston St SW	1003980	3	5236421	7705.92	11-30-2016	%	
3" Spectrum 175	Wingate Apartments	86 Galveston St SW	1003981	3	3138725	4993.39	11-30-2016	%	

The selected meter or meter groups will appear in the table. Icons under the “Conditions” column on the right provide status alerts.

Water Management

Consumer Account Information

Select: All Installed Meters Status: All Condition: All Search

Search Reset Report

Id	Consumer Name	Address	VN ID	Size (")	LCD Read	24Hr	Read Date	Conditions	
2" Spectrum 130	Heritage Park Apart...	1814 Metzerott Rd, ...	1023219	2	390315	4702.75	11-30-2016	%	🔍👁🔧
2" Spectrum 130	Heritage Park Apart...	1810 Metzerott Rd, ...	1023220	2	419842	6114.57	11-30-2016	%	🔍👁🔧
1.5" Spectrum 88	Jefferson Square Co...	1806 Metzerott Rd, ...	1023222	1.5	272249	5910.82	11-30-2016	%	🔍👁🔧
2" Spectrum 130	Heritage Park Apart...	1812 Metzerott Rd, ...	1023372	2	407804	5572.2	11-30-2016	%	🔍👁🔧
1.5" Spectrum 88	Jefferson Square Co...	1800 Metzerott Rd, ...	1023373	1.5	281063	5871.36	11-30-2016	%	🔍👁🔧
2" Spectrum 130	Heritage Park Apart...	1808 Metzerott Rd, ...	1023374	2	590335	9207.03	11-30-2016	%	🔍👁🔧
2" Spectrum 130	Heritage Park Apart...	1820 Metzerott Rd, ...	1023375	2	370637	5917.01	11-30-2016	%	🔍👁🔧
2" Spectrum 130	Heritage Park Apart...	1818 Metzerott Rd, ...	1023376	2	380809	6490.91	11-30-2016	%	🔍👁🔧
2" Spectrum 130	Heritage Park Apart...	1816 Metzerott Rd, ...	1023377	2	478579	7839.39	11-30-2016	%	🔍👁🔧
1.5" Spectrum 88	Jefferson Square Co...	1804 Metzerott Rd, ...	1023396	1.5	224462	4748.33	11-30-2016	%	🔍👁🔧
1.5" Spectrum 88	Jefferson Square Co...	1802 Metzerott Rd, ...	1023397	1.5	284983	3880.97	11-30-2016	%	🔍👁🔧
1.5" Spectrum 88	GWU District House	Unit 1 left to right fr...	1024972	1.5	2623	80.49	11-21-2016	%	🔍👁🔧
1.5" Spectrum 88	GWU District House	Unit 2 left to right fr...	1024973	1.5	3822	45.28	11-28-2016	%	🔍👁🔧



These are the WATER SCOPE status alerts. Parameters for these icons can be set user or preset by Water Management.



Threshold Leak - Water is being used continuously above threshold



Percent use - Water is being used during most periods of the day.



Intermittant Leak - Water is being used at high flow for hours at a time.



High usage - A high daily consumption of water is evident.



Leak - A drip or trickle is evident

Click on the “Dashboard” icon for Consumption History.

Water Management

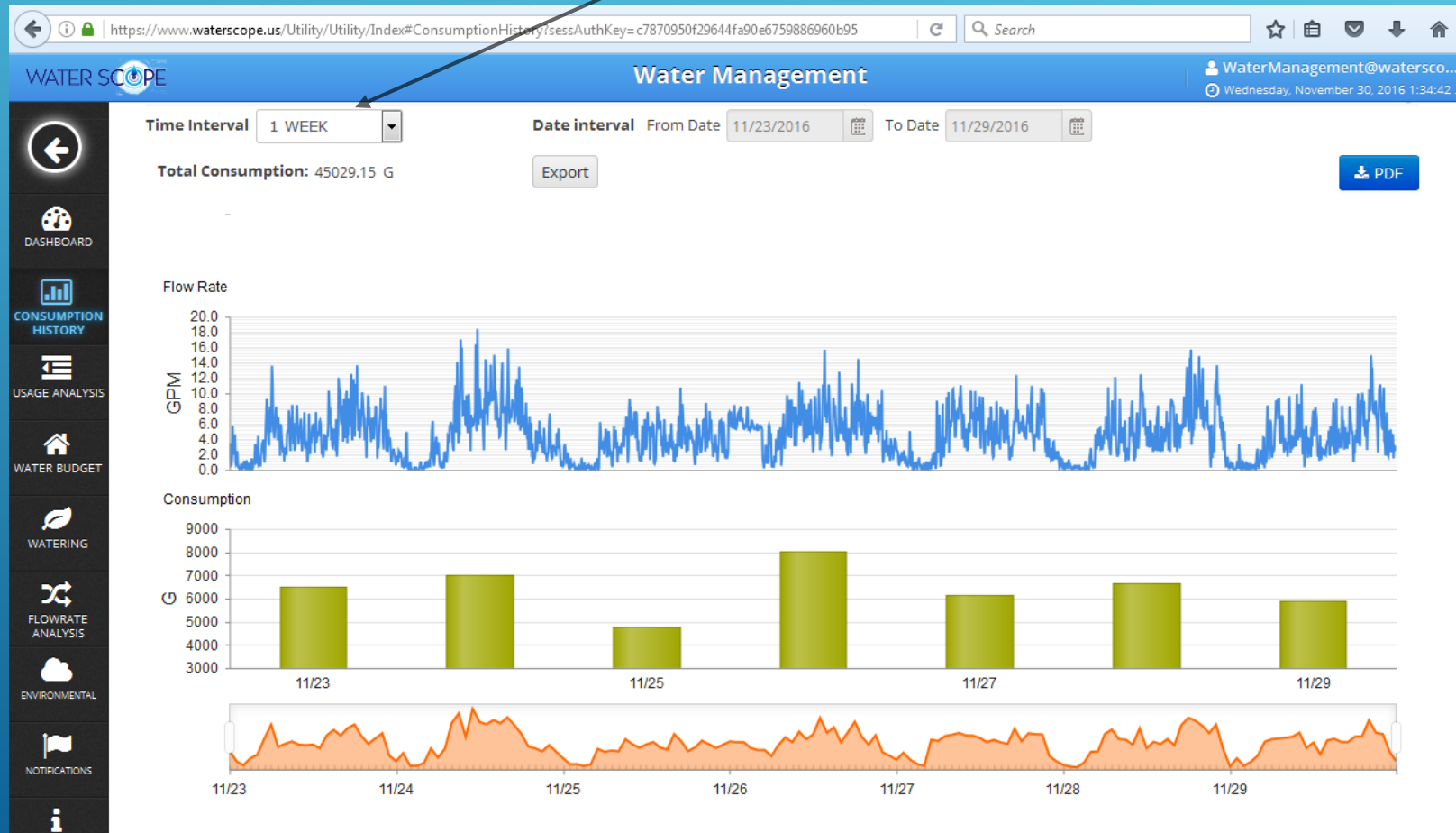
Consumer Account Information

Select: All Installed Meters Status: All Condition: All Search

Search Reset Report

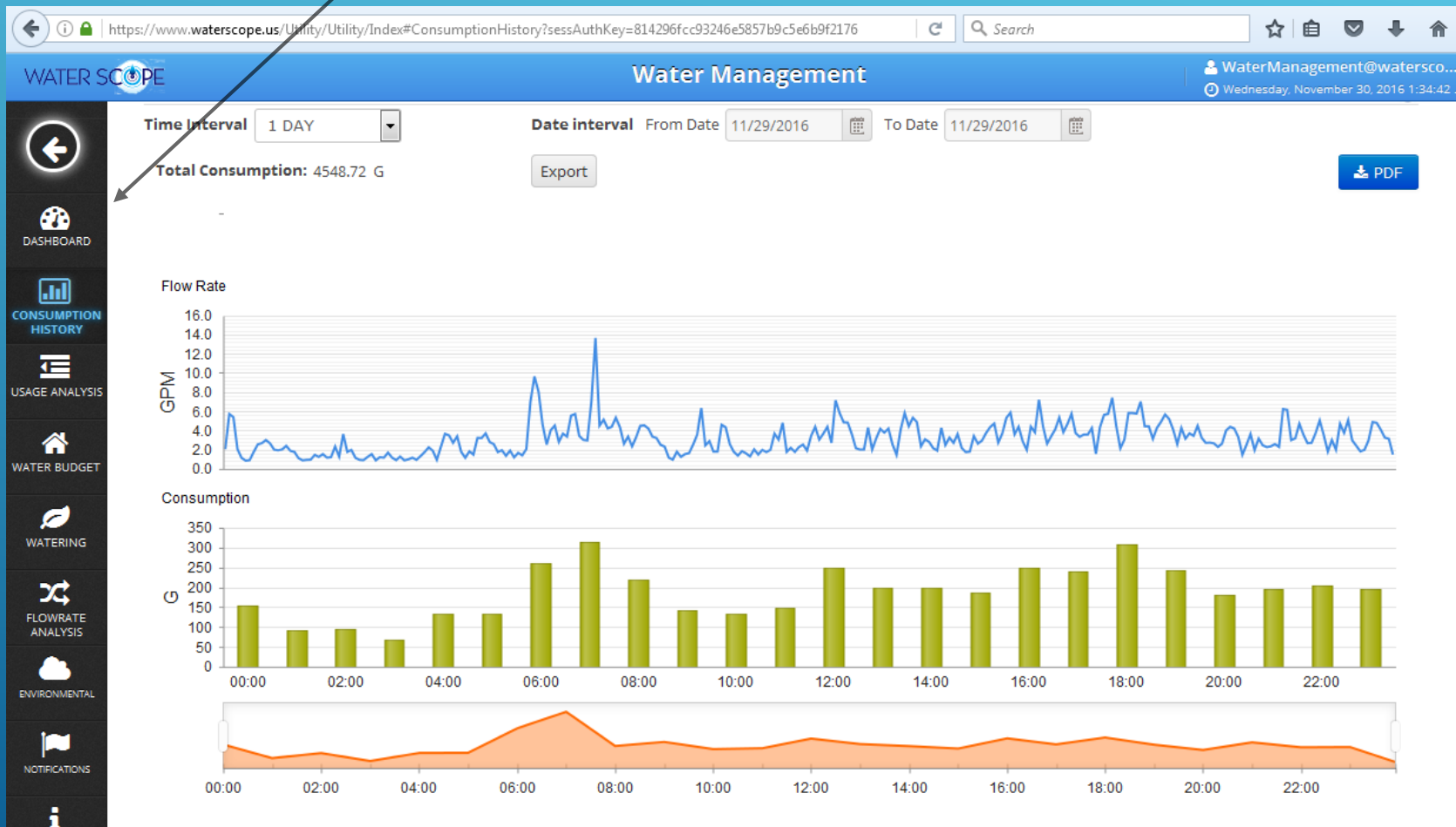
Id	Consumer Name	Address	VN ID	Size (")	LCD Read	24Hr	Read Date	Conditions	
MF Spectrum 88 1	Forest Park	9306 Piney Branch R...	1009516	1.5	33680086	4048.59	11-30-2016	% % %	% % %
MF Spectrum 88 1	Forest Park	9316 Piney Branch R...	1009587	1.5	42566812	3373.17	11-30-2016	% % %	% % %
1.5" HPM	Shops at Park Village	Shops Sub	1011322	1.5	1166282	285.44	11-30-2016	% % %	% % %
2" Spectrum 130 -	Fletcher's Field Apar...	5223, 5221 Kenilwort...	1013343	2	939948	4608.4	11-30-2016	% % %	% % %
2" Spectrum 130 -	Fletcher's Field Apar...	5223, 5221 Kenilwort...	1013344	2	1438455	4110.48	11-30-2016	% % %	% % %
2" Spectrum 130	Fletcher's Field Apar...	5243, 5241 Kenilwort...	1013345	2	1220257	3687.35	11-30-2016	% % %	% % %
2" Spectrum 130	Fletcher's Field Apar...	5227, 5225 Kenilwort...	1013346	2	1371623	3964.92	11-30-2016	% % %	% % %
2" Spectrum 130	Fletcher's Field Apar...	5237, 5235 Kenilwort...	1013347	2	1298825	4548.72	11-30-2016	% % %	% % %
3" Spectrum 175	Fletcher's Field Apar...	5229, 5231, 5233 Ken...	1013348	3	2175290	6198.82	11-30-2016	% % %	% % %
3" Spectrum 175	Fletcher's Field Apar...	5249, 5247, 5245 Ken...	1013349	3	2196826	5641.19	11-30-2016	% % %	% % %
2" Spectrum 130	Calvert Hall Apartm...	3825, 3827 64th Ave....	1013350	2	1157655	3943.15	11-30-2016	% % %	% % %
3" Spectrum 175	Calvert Hall Apartm...	3813, 3815, 3817 64t...	1013351	3	1647779	5163.44	11-30-2016	% % %	% % %
3" Spectrum 175	Calvert Hall Apartm...	3805, 3807, 3809, 38...	1013352	3	2218390	6646.18	11-30-2016	% % %	% % %

The initial screen will show data for one week. Time ranges can be changed by using the “Time Interval” dropdown.





Clicking on the “Dashboard” on the left hand tool bar takes you to the meter’s overview page.



The “Dashboard” provides an overview glance of the current “LCD Read”, The “Billing Read”, and the consumption for the last 24 hours. The date of the overview is changed from the “Read Date” dropdown.

The screenshot displays the WaterScope web portal interface. At the top, the browser address bar shows the URL: <https://www.waterscope.us/Utility/Utility/Index#ConsumerDashboard?sessAuthKey=814296fcc93246e5857b9c5e6b9f2176>. The page title is "Water Management". The user is logged in as "WaterManagement@watersco..." on Wednesday, November 30, 2016 1:34:42.

The main content area is titled "Consumer" and shows a dropdown menu for "2" Spectrum 130 - Fletcher's Field Apartments - 1013347". Below this, the "Your Account Information" section displays:

- Account Number: 2" Spectrum 130
- Consumer Name: Fletcher's Field Apartments
- Address: 5237, 5235 Kenilworth Ave, Hy...
- VN ID: 1013347
- Water Budget: High

The dashboard provides a summary of water usage and billing:

- LCD Read @11/30/2016 3:33 AM:** 01298825 G
- Billing Read:** 12988 Gx 100
- Water Consumption - 11/29 to 11/30:** 4548.72 G
- So far this month:** 138194.24 G
- Projected Water Budget Status:** High

A "Read Date" dropdown menu is open, showing a calendar for November 2016. The date 11/30/2016 is selected. The calendar shows the following dates: 30, 31, 1, 2, 3, 4, 5, 6, 7, 8, 9, 10, 11, 12, 13, 14, 15, 16, 17, 18, 19, 20, 21, 22, 23, 24, 25, 26, 27, 28, 29, 30. The date 30 is highlighted in blue.

The dashboard also includes a "Your Dashboard" section with a welcome message and a "WaterScope Tools" section with links to Resources, Consumption History, and Usage Analysis.

**WaterScope Tools:**

- Resources:** This page provides links to your water utility and to other resources to learn about water use.
- Consumption History:** This tool provides detailed charts to view historical consumption and flowrates. Use this tool to investigate your water use.
- Usage Analysis:** This tool provides charts to view your water consumption segmented between domestic use, leaks and irrigation.